



SM6F-BH OFFICE CHAIR

BIFMA

International authority certification

+

Experience ergonomics

NEW
PRODUCT



OUTSTANDING FEATURES

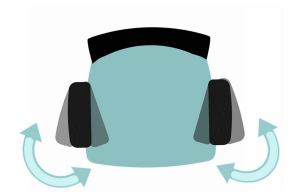
- Height & angle adjustable neck-rest
- Height adjustable lumbar support, users can adjust the lumbar support easily
- 3D adjustable armrest, soft PU pad on the top
- Wire-controlled tilting mechanism with 4 locking
- Sliding seat
- High density molded foam seat
- SHS Class 4 gas lift
- 350mm nylon base with track design as footrest
- 60mm nylon castors



seat height adjustment



Height adjustable arms



Armrest Pad Rotation



Armrest pad move forward & backward



Neck-rest angle adjustment



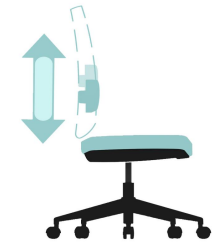
Neck-rest height adjustment



Sliding seat



Backrest can be tilted and locked at 4 positions




lumbar support height adjustment

TYPE
NT-01

NT series of high elastic mesh

Backrest is with NT mesh
Ergonomics, can maintain the mesh pattern without being deformed



Breathable

Air allow mesh, ventilated

100000

Fatigue testing

ASNI/BIFMA X5.1-2002 CLAUSE OVER 100,000 times.

Rub Resistant test- In excess of 100,000 cycles
(800g/12kpa) Martindal



Elasticity

High elastic mesh, insert Dupont fiber



Smolder Retardant

Fire retardant, it pass the fire retardant
standard of CA TB117-2013



UV test

Colorfastness to light (AATCC16E-1998 xenon-
arc-lamp Gray scale) 160 hours Exposure 4.5
Grade

TYPE
LY-01

Water-proof fabric for seat




SVHC

According to the specified scope and evaluation screening, the test results of SVHC are <math><0.1\%(w/w)</math>--
PASS




Smolder Retardant

Fire retardant , it pass the fire retardant standard of CA TB117-2013



Water Repellency

Grade 6



**Oil Repellency
Grade**

Grade 6



Abrasion Resistance

Endpoint-Lengthwise is >100,000 cycles

Endpoint-Widthwise is >100,000 cycles



RUB Fastness

Dry Staining: Grade 4

Wet staining: Grade 4


3D ARMS

ARMS IN BLACK COLOR
ARMREST WIDTH ADJUSTMENT

Control armrest up and down adjustment

- Height adjustable arms, with soft touch PU cap.
- The arm cap can be rotated, and it can be adjusted forward and backward.
- No sudden and major change in the structural integrity when 68 kg applied for 1 min.


Armrest pad rotation



Arms height adjustment



Armrest pad can slide back and forth



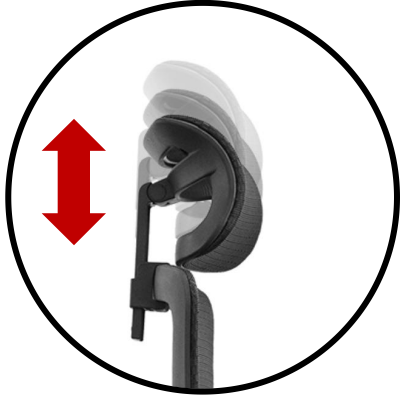


LUMBAR SUPPORT HEIGHT ADJUSTABLE



The lumbar support is very easy to be adjusted, only need rotate the knob on the right side of backrest.

It can be adjusted up and down and angle according to the user's height and body size, so that the user's neck can be more cared for and the user's cervical spine can be relieved. The cervical spine naturally fits the neckrest to regulate the sitting posture of the occupants.



Neck-rest height adjustment



Neck-rest angle adjustment





SLIDING SEAT

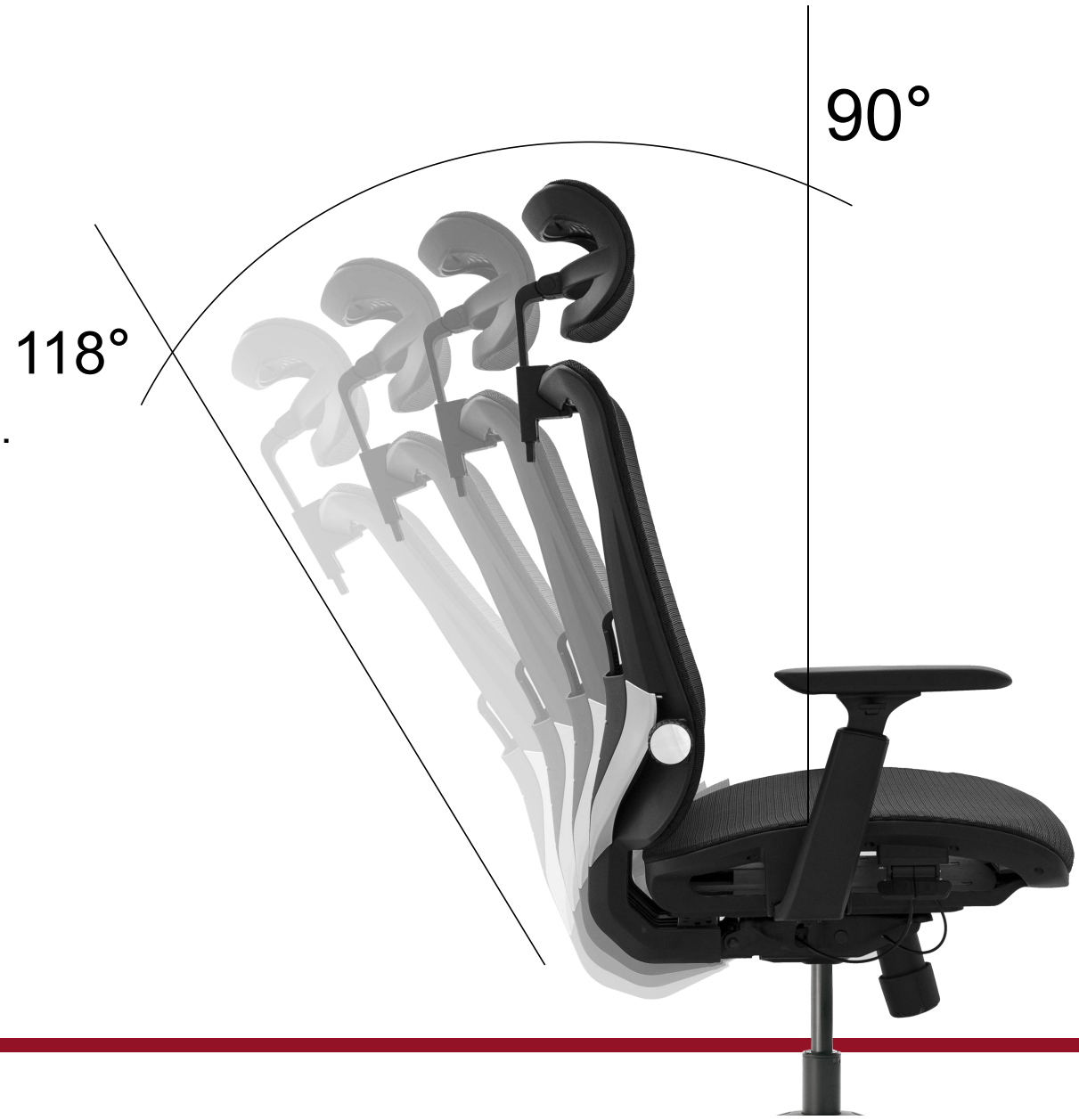


The sliding seat adjustment function meets the needs of different people for the seat



BACKREST TILTING DEGREE

Synchronized Tilting mechanism
It is able to offer good sitting feelings to users.
It would reduce stress to abdomen.
Backrest can tilt and lock in 4 positions.



SHS CLASS 4 GAS LIFT (TOP CLASS IN THE WORLD)

International authority testing and certification



SGS

1. Class 4 gas lift from Korean Samhongsu company
2. The wall thickness is 2.5 mm
3. With QPQ treated surface, this make gas lift is more strong than class 2 and class 3 gas lift.
4. Nitrogen purity is 99.7%, trust-worthy quality.

TRACK NON-SLIP BASE

IN BLACK

BIFMA standard test, high-strength load-bearing

350 mm
Size

1136 kg
Load capacity



*The pictures only show creative ideas, the specific data shall prevail

60 MM NYLON CASTORS

With the BIFMA test of 100,000 cycles when load 113 kg.

100000 TIMES TEST



COMFORTABLE MOLDED FOAM

Molded foam seat, it's durable and comfortable, it won't out of shape for 5 years.



*Pass the fire retardant standard of CA TB117-2013



SPONGE ELASTICITY

Inelastic

Moderate

Strong elasticity

Density: 55KG/M³

SPONGE TOUCH

soft

Moderate

Hard

SPONGE THICKNESS

Thicken

Moderate

Thin



The unique frame of the chair ensures contact is maintained with your lower back in a normal curvature to help your back stay strong and healthy, and the adjustable lumbar support to ensure that the fit is right for users of all heights and shapes.

+

Experience ergonomics

NEW
PRODUCT



SM6F-BH OFFICE CHAIR

BIFMA

International authority certification